

Selection and ordering data

The mounting type / mounting position must be specified when you place your order to ensure that the gearbox is supplied with the correct quantity of oil.

Please contact customer service if you wish to use a mounting position which is not shown here.

1-stage helical gearbox, foot-mounted design

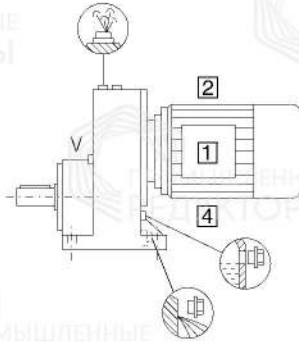
Oil control valves:

- Size 38: V Oil inlet
- From size 48 up:  Oil level  Ventilation  Oil drain  Oil dipstick * On opposite side

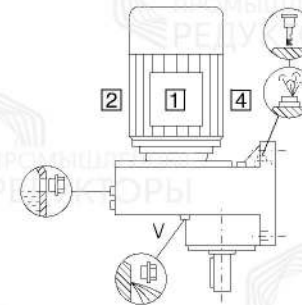
1 ... 4 Position of the terminal box, see Chapter 8

¹⁾ Standard mounting type

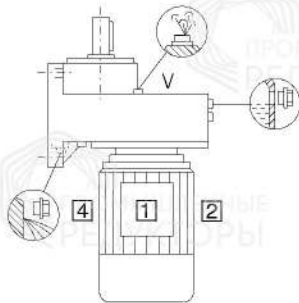
B3 (IM B3)¹⁾
Order code: **D04**



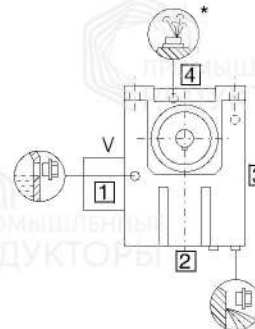
V5 (IM V5)
Order code: **E02**



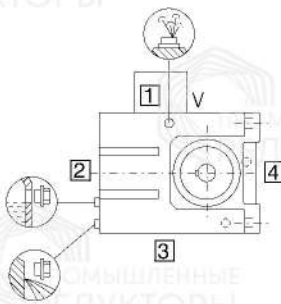
V6 (IM V6)
Order code: **E14**



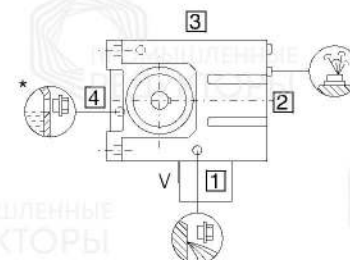
B8 (IM B8)
Order code: **D66**



B7 (IM B7)
Order code: **D57**



B6 (IM B6)
Order code: **D36**



MOTEX Geared Motors

Helical geared motors

Mounting types and mounting positions

Selection and ordering data (continued)

1-stage helical gearbox, flange-mounted design (EF) and with housing flange (EZ)

Oil control valves:

• Size 38: V Oil inlet

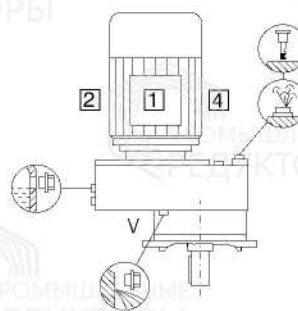
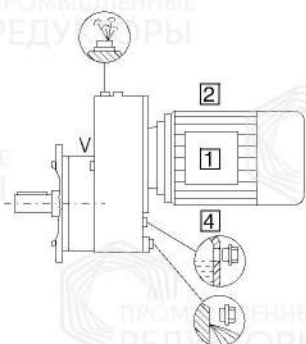
• From size 48 up:  Oil level  Ventilation  Oil drain  Oil dipstick * On opposite side

1 ... 4 Position of the terminal box, see Chapter 8

1) Standard mounting type

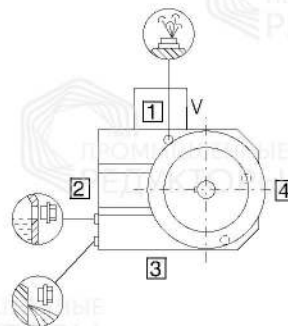
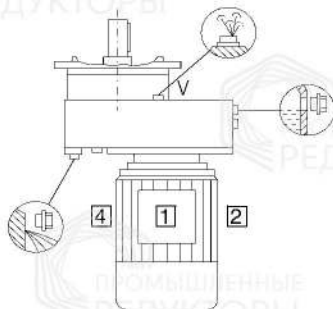
EF: B5 (IM B5)¹⁾
Order code: **D16**
EZ: B14 (IM B14)
Order code: **D00**

EF: V1 (IM V1)
Order code: **D88**
EZ: V18 (IM V18)
Order code: **D94**



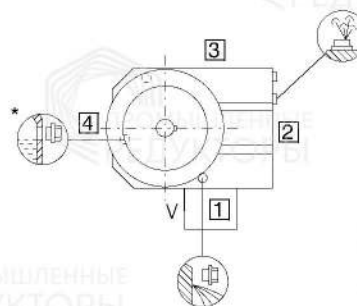
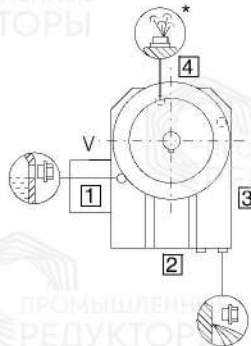
EF: V3 (IM V3)
Order code: **D96**
EZ: V19 (IM V19)
Order code: **D95**

EF: B5-02 (IM B5-02)
Order code: **D26**
EZ: B14-02 (IM B14-02)
Order code: **D02**



EF: B5-03 (IM B5-03)
Order code: **D31**
EZ: B14-03 (IM B14-03)
Order code: **D03**

EF: B5-00 (IM B5-00)
Order code: **D17**
EZ: B14-00 (IM B14-00)
Order code: **D01**



Selection and ordering data (continued)

2- and 3-stage helical gearbox, foot-mounted design, sizes 18 - 88

Oil control valves:

• Size 18/28: These types are lubricated for life. No ventilation, oil level, or drain plugs are present.

• Size 38: V Oil inlet

• From size 48 up:  Oil level  Ventilation  Oil drain * On opposite side

② 2-stage gearbox

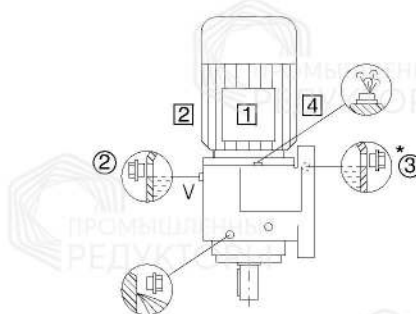
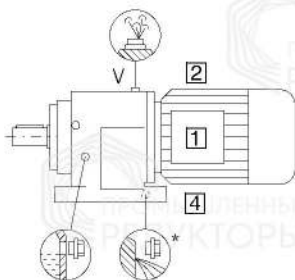
③ 3-stage gearbox

① ... ④ Position of the terminal box, see Chapter 8

¹⁾ Standard mounting type

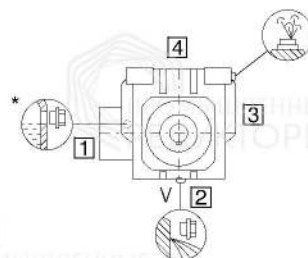
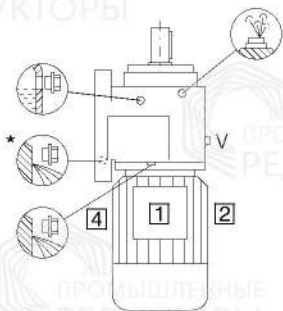
B3 (IM B3) ¹⁾
Order code: **D04**

V5 (IM V5)
Order code: **E02**



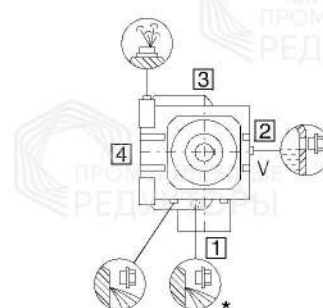
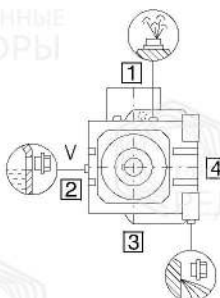
V6 (IM V6)
Order code: **E14**

B8 (IM B8)
Order code: **D66**



B7 (IM B7)
Order code: **D57**

B6 (IM B6)
Order code: **D36**



MOTOX Geared Motors

Helical geared motors

Mounting types and mounting positions

Selection and ordering data (continued)

2- and 3-stage helical gearbox, foot-mounted design, sizes 108-168

Oil control valves:

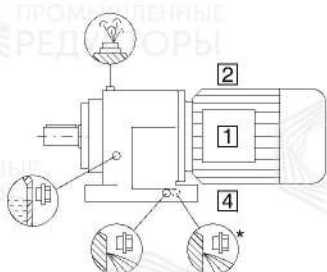
-  Oil level
-  Ventilation
-  Oil drain
- * On opposite side

- ② 2-stage gearbox
- ③ 3-stage gearbox

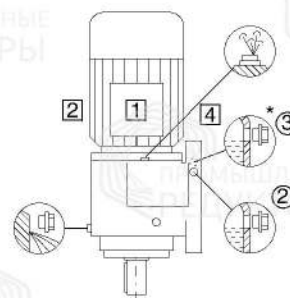
① ... ④ Position of the terminal box, see Chapter 8

1) Standard mounting type

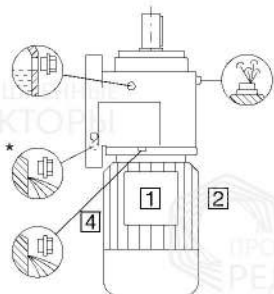
B3 (IM B3) ¹⁾
Order code: **D04**



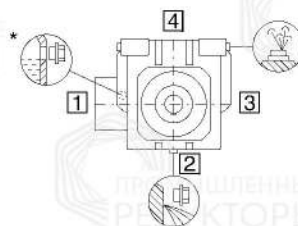
V5 (IM V5)
Order code: **E02**



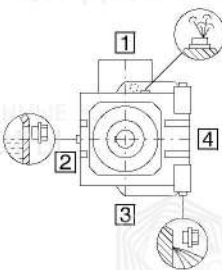
V6 (IM V6)
Order code: **E14**



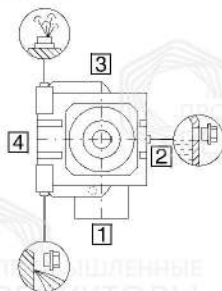
B8 (IM B8)
Order code: **D66**



B7 (IM B7)
Order code: **D57**



B6 (IM B6)
Order code: **D36**



Selection and ordering data (continued)

2- and 3-stage helical gearbox, foot-mounted design, size 188

Oil control valves:

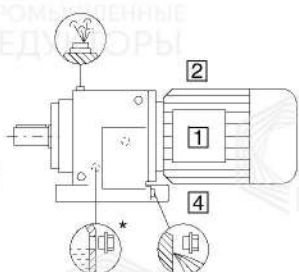
-  Oil level
-  Ventilation
-  Oil drain
- * On opposite side

- ② 2-stage gearbox
- ③ 3-stage gearbox
- ④ Tandem gearbox

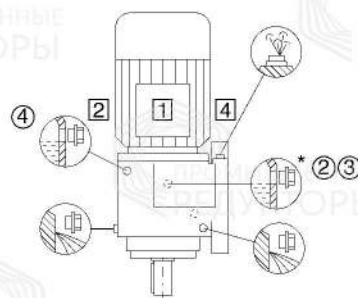
① ... ④ Position of the terminal box, see Chapter 8

1) Standard mounting type

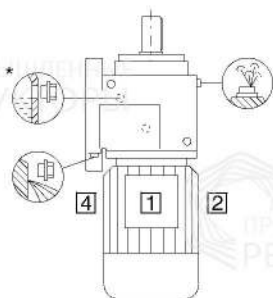
B3 (IM B3) ¹⁾
Order code: **D04**



V5 (IM V5)
Order code: **E02**



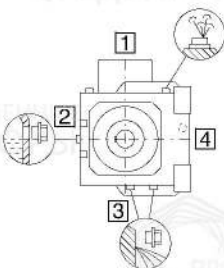
V6 (IM V6)
Order code: **E14**



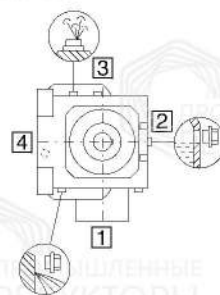
B8 (IM B8)
Order code: **D66**



B7 (IM B7)
Order code: **D57**



B6 (IM B6)
Order code: **D36**



MOTOX Geared Motors





Helical geared motors

Mounting types and mounting positions

Selection and ordering data (continued)

2- and 3-stage helical gearbox, flange-mounted design (DF/ZF) or with housing flange (DZ/ZZ), sizes 18 - 88

Oil control valves:

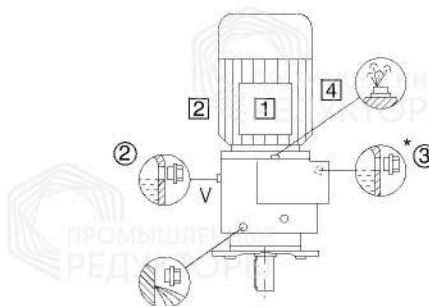
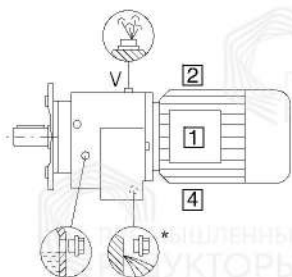
- Size 18/28: These types are lubricated for life. No ventilation, oil level, or drain plugs are present.
- Size 38: V Oil inlet
- From size 48 up:  Oil level  Ventilation  Oil drain  Oil dipstick * On opposite side

1 ... **4** Position of the terminal box, see Chapter 8

¹⁾ Standard mounting type

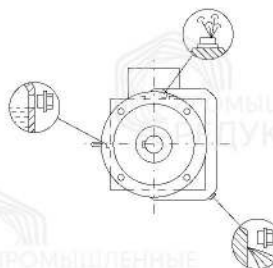
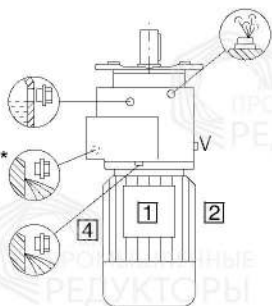
DF/ZF: B5 (IM B5) ¹⁾
Order code: **D16**
DZ/ZZ: B14 (IM B14)
Order code: **D00**

DF/ZF: V1 (IM V1)
Order code: **D88**
DZ/ZZ: V18 (IM V18)
Order code: **D94**



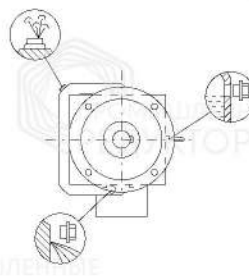
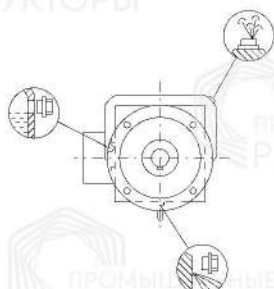
DF/ZF: V3 (IM V3)
Order code: **D96**
DZ/ZZ: V19 (IM V19)
Order code: **D95**

DF/ZF: B5-02 (IM B5-02)
Order code: **D26**
DZ/ZZ: B14-02 (IM B14-02)
Order code: **D02**



DF/ZF: B5-03 (IM B5-03)
Order code: **D31**
DZ/ZZ: B14-03 (IM B14-03)
Order code: **D03**

DF/ZF: B5-00 (IM B5-00)
Order code: **D17**
DZ/ZZ: B14-00 (IM B14-00)
Order code: **D01**



Selection and ordering data (continued)

2- and 3-stage helical gearbox, flange-mounted design (DF/ZF) or with housing flange (DZ/ZZ), sizes 108 - 168

Oil control valves:

-  Oil level
-  Ventilation
-  Oil drain
- * On opposite side

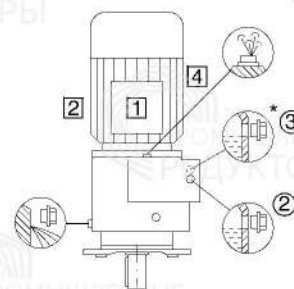
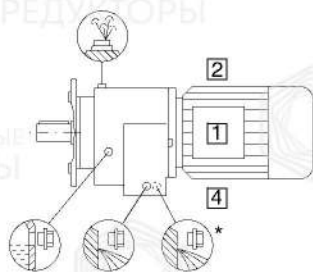
- ② 2-stage gearbox
- ③ 3-stage gearbox

① ... ④ Position of the terminal box, see Chapter 8

1) Standard mounting type

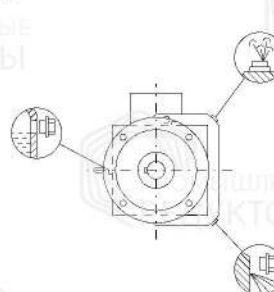
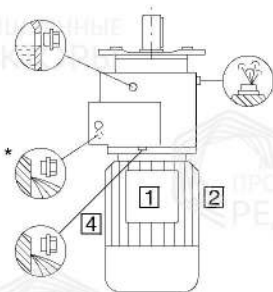
DF/ZF: B5 (IM B5) ¹⁾
 Order code: **D16**
 DZ/ZZ: B14 (IM B14)
 Order code: **D00**

DF/ZF: V1 (IM V1)
 Order code: **D88**
 DZ/ZZ: V18 (IM V18)
 Order code: **D94**



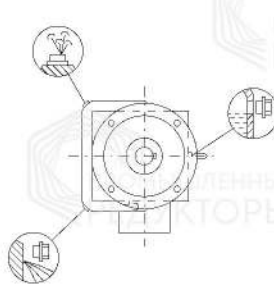
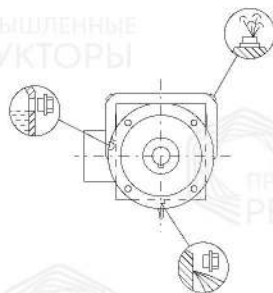
DF/ZF: V3 (IM V3)
 Order code: **D96**
 DZ/ZZ: V19 (IM V19)
 Order code: **D95**

DF/ZF: B5-02 (IM B5-02)
 Order code: **D26**
 DZ/ZZ: B14-02 (IM B14-02)
 Order code: **D02**



DF/ZF: B5-03 (IM B5-03)
 Order code: **D31**
 DZ/ZZ: B14-03 (IM B14-03)
 Order code: **D03**

DF/ZF: B5-00 (IM B5-00)
 Order code: **D17**
 DZ/ZZ: B14-00 (IM B14-00)
 Order code: **D01**



MOTOX Geared Motors

Helical geared motors

Mounting types and mounting positions

Selection and ordering data (continued)

2- and 3-stage helical gearbox, flange-mounted design (DF/ZF) or with housing flange (DZ/ZZ), size 188

Oil control valves:

-  Oil level
-  Ventilation
-  Oil drain
- * On opposite side

- ② 2-stage gearbox
- ③ 3-stage gearbox
- ④ Tandem gearbox

① ... ④ Position of the terminal box, see Chapter 8

1) Standard mounting type

DF/ZF: B5 (IM B5) ¹⁾

Order code: **D16**

DZ/ZZ: B14 (IM B14) ¹⁾

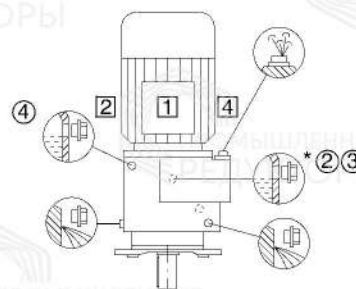
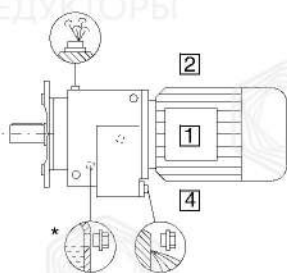
Order code: **D00**

DF/ZF: V1 (IM V1)

Order code: **D88**

DZ/ZZ: V18 (IM V18)

Order code: **D94**



DF/ZF: V3 (IM V3)

Order code: **D96**

DZ/ZZ: V19 (IM V19)

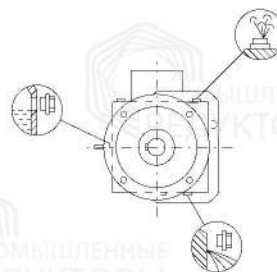
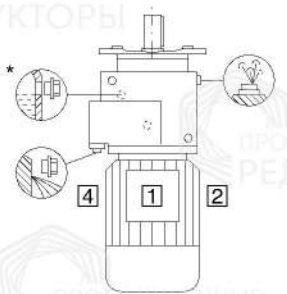
Order code: **D95**

DF/ZF: B5-02 (IM B5-02)

Order code: **D26**

DZ/ZZ: B14-02 (IM B14-02)

Order code: **D02**



DF/ZF: B5-03 (IM B5-03)

Order code: **D31**

DZ/ZZ: B14-03 (IM B14-03)

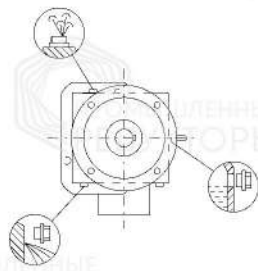
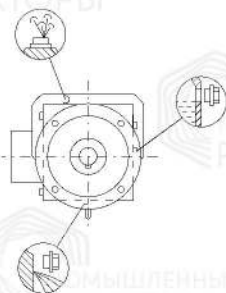
Order code: **D03**

DF/ZF: B5-00 (IM B5-00)

Order code: **D17**

DZ/ZZ: B14-00 (IM B14-00)

Order code: **D01**



Selection and ordering data (continued)

2- and 3-stage helical gearbox with agitator flange (DR/ZR), sizes 68 - 88

Oil control valves:

-  Oil level
-  Ventilation
-  Oil drain
- * On opposite side

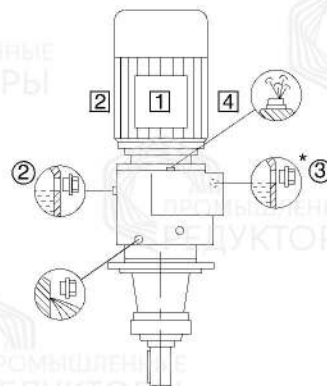
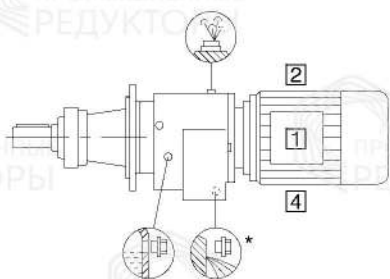
- ② 2-stage gearbox
- ③ 3-stage gearbox

① ... ④ Position of the terminal box, see Chapter 8

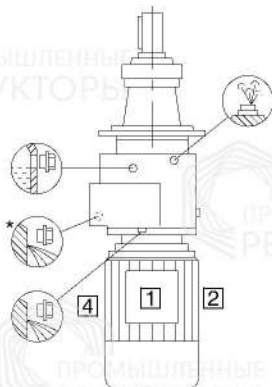
1) Standard mounting type

DR/ZR: B5 (IM B5) 1)
Order code: **D16**

DR/ZR: V1 (IM V1)
Order code: **D88**



DR/ZR: V3 (IM V3)
Order code: **D96**



MOTOX Geared Motors

Helical geared motors

Mounting types and mounting positions

Selection and ordering data (continued)

2- and 3-stage helical gearbox with agitator flange (DR/ZR), sizes 108 - 168

Oil control valves:

-  Oil level
-  Ventilation
-  Oil drain
- * On opposite side

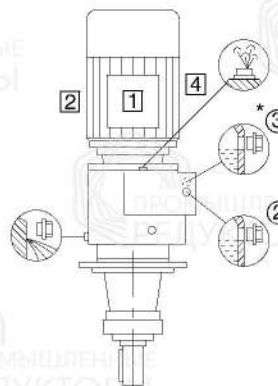
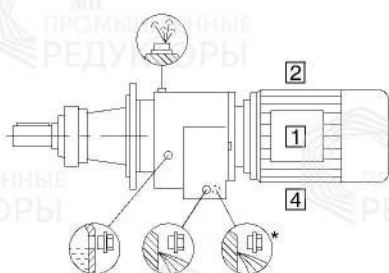
- ② 2-stage gearbox
- ③ 3-stage gearbox

① ... ④ Position of the terminal box, see Chapter 8

1) Standard mounting type

DR/ZR: B5 (IM B5) ¹⁾
Order code: **D16**

DR/ZR: V1 (IM V1)
Order code: **D88**



DR/ZR: V3 (IM V3)
Order code: **D96**

